



BEFORE YOU BEGIN

Quick Setup Guide for All PPT Games

Follow these steps to ensure the VBA game engine works correctly every time.

SYSTEM REQUIREMENTS



Windows PC Only

PPT Games are designed exclusively for Windows PCs.



Microsoft PowerPoint Required

PowerPoint 2019
PowerPoint 2021
Microsoft 365 (Desktop)



NOT SUPPORTED

Mac • Chromebook • iPad
Mobile Devices • Google Slides
PowerPoint Online
OpenOffice / LibreOffice

RECOMMENDED DISPLAY SETTINGS



RESOLUTION

1920×1080 (Recommended)

Any resolution
1920 wide or lower

125%

DISPLAY SCALING

125% Recommended

Higher resolutions and unusual scaling settings may cause slower performance or mouse alignment issues.

CONNECT YOUR DISPLAY



1 Connect your TV, projector, or second monitor.



2 Press Windows + P.



3 Select **EXTEND**.



Do not use Duplicate/Mirror Mode.

ENABLE PRESENTER VIEW



Inside PowerPoint:

✓ **Slide Show** →
Use Presenter View

Make sure this option is enabled before starting the game.

PRESENTER VIEW ALLOWS:

- The audience to see only the game board.
- The host to see controls and navigation tools.

START THE GAME

- 1 Open the PowerPoint file.
- 2 Click **Enable Content** if prompted.
- 3 Start the slideshow (F5).
- 4 Move your mouse completely onto the audience screen.
- 5 Locate the black bar at the bottom of the game screen labeled:

CLICK HERE TO BEGIN

- 6 Click the bar once. The game engine is now active.



Do not click the game background. The black input bar must remain selected for keyboard and buzzer inputs to function properly.

BEFORE YOUR EVENT

Take 60 seconds to verify:

- ✓ Display is set to **EXTEND MODE**
- ✓ Resolution is **1920×1080** or lower
- ✓ Display Scaling is **125%**
- ✓ Presenter View is enabled
- ✓ Num Lock is ON
- ✓ The black **"CLICK HERE TO BEGIN"** bar has been activated

NEED HELP?



For complete installation instructions, troubleshooting, macro settings, buzzer setup, and advanced configuration, please refer to the included [README.pdf](#) included with every PPT Games download.

QUICK REMINDERS



Use the numeric keypad (1–5) for player inputs. Ensure Num Lock is ON.



Always click the **"CLICK HERE TO BEGIN"** bar on the audience screen.



Enable macros and ActiveX controls when prompted.



Thank you for using PPT Games by Pastor Robin!
Creating fun, engaging, and meaningful experiences for your ministry.

PPT GAMES BY PASTOR ROBIN
Where live games bring people together.

WHO WANTS TO BE A MILLIONAIRE?



GAME OVERVIEW



THE GOAL

Climb the money ladder by answering increasingly difficult Bible questions. One wrong answer can end the game, but strategic use of lifelines may keep you alive all the way to the **\$1,000,000** question!



PLAYERS

- 1 contestant at a time
- Unlimited audience participation
- Ideal for large groups



GAME LENGTH

- 10–30 minutes per contestant
- Adjustable based on how many players you run



DIFFICULTY



Beginner to Expert



BEST FOR

- Churches
- Youth Groups
- Bible Bowls
- Family Nights
- Evangelistic Events
- Retreats & Camps
- School Programs
- Small Groups



UNIQUE FEATURES

- Fastest Finger qualifying round
- 3 or 5 lifeline modes
- Progressive money ladder
- Automatic question randomization
- Built-in host answer screen
- Printable response cards included



HOST TIP:

Adjust difficulty, timing, and lifelines in the Option Menu to match your audience and event.



WHO WANTS TO BE A MILLIONAIRE?



GAME FLOW

Here's how the game moves from start to finish.

1

FASTEST FINGER (OPTIONAL)

Players race to place four answers in the correct order.

- Biblical events
- Bible books
- Bible characters
- Bible verses

The fastest correct player advances to the **Hot Seat**.

50:50 x2 ↑

Place these Biblical events in order, starting with the earliest

A) Noah's Flood B) Lot's wife turns to salt

C) Samuel judges Israel D) Moses & 10 Comm.

WAITING... (SPACE TO SKIP)

2

THE HOT SEAT

The contestant faces 15 questions of increasing value:

\$100 → \$200 → \$300 → \$500 → \$1,000
... all the way to **\$1,000,000!**

15 \$1 MILLION

14 \$500,000

13 \$250,000

12 \$125,000

11 \$64,000

10 \$32,000

9 \$16,000

8 \$8,000

7 \$4,000

6 \$2,000

5 **\$1,000**

4 \$500

3 \$300

2 \$200

1 \$100

3

LOCK IN A FINAL ANSWER

The contestant selects:
A, B, C, or D

Once locked in, the answer cannot be changed.

50:50 x2 ↑

How many times did Daniel pray to God?

A) 5 B) 10

C) 3 D) 1

USE A, B, C, D TO LOCK IN FINAL ANSWER (PRESS L TO USE LIFELINE, X TO QUIT)

4

CLIMB THE LADDER

Each correct answer moves the player to the next prize level.

The tension builds as the value increases!

15 \$1 MILLION

14 \$500,000

13 \$250,000

12 \$125,000

11 \$64,000

10 \$32,000

9 \$16,000

8 \$8,000

7 \$4,000

6 \$2,000

5 **\$1,000**

4 \$500

3 \$300

2 \$200

1 \$100

\$500

5

WIN OR WALK AWAY

Contestants may:

- Continue playing
- Use a lifeline
- Walk away with their current winnings

50:50 x2 ↑

Make the right choices. Beat the odds.
Become a Bible Millionaire!



HOST TIP:

Explain the rules clearly, encourage the audience to participate, and most importantly—have fun!




WHO WANTS TO BE A
MILLIONAIRE?



LIFELINES

CHOOSE BETWEEN 3 OR 5 LIFELINES

The Option Menu allows hosts to select either mode.



STANDARD LIFELINES (AVAILABLE IN BOTH MODES)



50:50

Removes two incorrect answers.



PHONE A FRIEND

Consult another player for advice.



ASK THE AUDIENCE

Audience members help determine the answer.

ADDITIONAL LIFELINES (5-LIFELINE MODE ONLY)



PICK TWO

Select TWO answers. If either answer is correct, the contestant continues. This is one of the strongest lifelines in the game.



SWITCH QUESTION

Discard the current question and receive a new one.

3 VS 5 LIFELINES

3 LIFELINES MODE		5 LIFELINES MODE	
More challenging	VS	More forgiving	
Faster gameplay	VS	Longer gameplay	
Traditional experience	VS	Family & youth friendly	



HOST TIP

Adjust the number of lifelines based on the audience and the level of difficulty you want to create.



LIFELINES CAN BE USED ON ANY QUESTION EXCEPT THE FIRST (\$100).
Use them wisely—they can mean the difference between walking away with \$100 or \$1,000,000!

WHO WANTS TO BE A MILLIONAIRE?



CUSTOMIZING QUESTIONS

All questions are stored in simple text files.
You can edit, replace, or create your own question sets easily!



1. QUESTION FILE STRUCTURE

All files are located in the game folders:

Who Wants To Be A Millionaire

FASTEST FINGER QUESTIONS

WWTBAM-00-FFQ.txt

MONEY LADDER QUESTIONS

WWTBAM-01-100Q.txt \$100

WWTBAM-02-200Q.txt \$200

WWTBAM-03-300Q.txt \$300

WWTBAM-04-500Q.txt \$500

WWTBAM-05-1000Q.txt \$1,000

⋮

WWTBAM-15-1000000Q.txt \$1,000,000

Each file represents a **different prize level**.

2. QUESTION FORMAT (5 LINES)

Every question must follow this exact 5-line format:

- 1 Question
- 2 **Correct Answer** (always this line)
- 3 Wrong Answer
- 4 Wrong Answer
- 5 Wrong Answer



The **correct answer MUST** always be on line 2.

The game will automatically randomize the answer positions (A–D) when playing.

3. EXAMPLE QUESTION FILE

- 1 Who conquered the warrior Goliath?
- 2 **David**
- 3 Jonathan
- 4 Malachi
- 5 Optimus Prime

Correct answer
on line 2

4. EDITING QUESTIONS

- ✓ Open the text file with Notepad or any text editor.
- ✓ Add, remove, or change questions.
- ✓ Keep the 5-line format for every question.
- ✓ Save the file as .txt (plain text).
- ✓ Do not change the file names.
The game reads files in this order.



Tip: Always make a backup of your original files before editing.

5. BEST PRACTICES



Keep questions clear, concise, and age-appropriate for your audience.



Balance the difficulty of questions within each prize level.



Avoid making all the highest levels extremely difficult—leave some winnable!



Double-check spelling, grammar, and Bible accuracy.



HOST TIP:

Custom question sets allow you to create a game that perfectly matches your event theme and audience.




WHO WANTS TO BE A MILLIONAIRE?



AI QUESTION GENERATOR

Need More Questions?

Use AI to generate unlimited custom Millionaire question libraries for any audience, topic, or event.



USE AI TO
GENERATE QUESTIONS



EXPORT AS
TEXT FILE (.TXT)



LOAD INTO GAME
AND PLAY!

RECOMMENDED PROMPT

Copy and paste the prompt below into your AI tool.

Create 50 multiple-choice questions for a **Who Wants To Be A Millionaire** game.

Requirements:

- Questions should gradually increase in difficulty.
- Each question must have exactly four answer choices.
- Only ONE answer may be correct.
- Place the **correct answer** on **line 2**.
- Place three incorrect answers on **lines 3-5**.
- Keep incorrect answers believable but clearly wrong.
- Output in plain text only.
- Do not use numbering.
- Do not use bullets.
- Do not add explanations.
- Follow the exact format below.

AI WORKS GREAT FOR



Bible Trivia



History



Science



Movies



Geography



Sports



School
Subjects



Holiday
Events



Custom Church
Themes



Youth
Edition



Children's
Edition



Worship &
Music

REQUIRED FORMAT (5 LINES PER QUESTION)

1 Question

2 **Correct Answer** (always line 2)

3 Wrong Answer

4 Wrong Answer

5 Wrong Answer

The game will automatically randomize the answer positions (A-D) when playing.

EXAMPLE OUTPUT

How many days are in a leap year?

366

365

364

360

What is the largest planet in our solar system?

Jupiter

Mars

Earth

Venus



HOST TIP:

Generate large libraries at once.

The more questions you have, the more replayable the game becomes!



WHO WANTS TO BE A MILLIONAIRE?



HOST CONTROLS

Everything you need to run the game with confidence!

1 MAIN MENU

KEY	FUNCTION
SPACE	Start Game 
O	Option Menu 

2 OPTION MENU

KEY	FUNCTION
A	Fastest Finger ON / OFF 
B	Choose Between 3 or 5 Lifelines 

3 DURING FASTEST FINGER

KEY	FUNCTION
SPACE	Advance to Next Question 
S	Load New Fastest Finger Question 

FASTEST FINGER

Player 1 ☐
Player 2 ☐
Player 3 ☐

0.0000

4 DURING GAMEPLAY

KEY	FUNCTION
A - D	Lock Final Answer (A, B, C, or D) 
L	Open Lifelines 
1 - 5	Select Lifeline (1 through 5) 
X	Walk Away 
SPACE	Advance Game (Next Step) 

50:50

1



Phone
a Friend
2



Ask the
Audience
3




Pick Two
4



Switch
Question
5

5 GLOBAL

KEY	FUNCTION
ESC	Exit Game 



HOST TIP

Use these controls to run the game smoothly and keep your players engaged and entertained!



WHO WANTS TO BE A MILLIONAIRE? HOST TIPS



1 **USE FASTEST FINGER FOR LARGE GROUPS**

Fastest Finger instantly creates excitement and audience engagement before the main game begins.



2 **MATCH DIFFICULTY TO YOUR AUDIENCE**

For youth:

- More character questions
- More story questions

For adults:

- More prophecy
- More theology
- More obscure details



3 **ENCOURAGE AUDIENCE PARTICIPATION**

Even when one contestant is in the Hot Seat, invite the audience to silently guess answers and debate lifeline choices.



4 **BUILD DRAMATIC TENSION**

Pause briefly before revealing answers. The anticipation is often more exciting than the question itself.



5 **USE THE WALK AWAY RULE**

Remind contestants they may leave with their current winnings. This creates meaningful decisions and memorable moments.



WHO WANTS TO BE A MILLIONAIRE? TROUBLESHOOTING



1 QUESTIONS NOT LOADING

Check that all:

- ✓ WWTBAM-00-FFQ.txt
- ✓ WWTBAM-01-100Q.txt
- ✓ ...
- ✓ WWTBAM-15-1000000Q.txt

remain in the game folder.



2 FASTEST FINGER NOT APPEARING

Verify that Fastest Finger is set to **ON** in the Option Menu.



3 LIFELINES MISSING

Check whether the game is currently configured for:

3 Lifelines
or
5 Lifelines



4 ANSWERS LOOK WRONG

Remember:
The correct answer must always be the second line in every question block.
The game randomizes answer positions automatically.

What is the capital of France?

Paris

London

Berlin

Madrid

← **CORRECT ANSWER (LINE 2)**



5 HOST NOTES MISSING

- ✓ Make sure Presenter View is enabled before starting the slideshow.
- ✓ The answer key appears on the host screen.

What is the capital of France?

A Paris

B London

C Berlin

D Madrid

CORRECT ANSWER:

A - Paris

LIFELINES USED:

None



MOST ISSUES ARE EASY TO FIX.
A QUICK CHECK NOW SAVES TIME LATER!



WHO WANTS TO BE A MILLIONAIRE?



FINAL THOUGHTS

The Ultimate Bible Quiz Experience

Who Wants To Be A Millionaire
combines:



KNOWLEDGE



STRATEGY



RISK



**AUDIENCE
PARTICIPATION**



SUSPENSE



into one of the most
recognizable game shows
ever created.



Whether you're running a **church social, Bible Bowl, youth night, camp meeting, or evangelistic event**, this game consistently creates memorable moments and keeps audiences engaged from the first question to the final answer.



UPDATES
ppt.games



CONTACT
Pastor Robin

— THANK YOU — FOR CHOOSING PPT GAMES



CREATE LAUGHTER.



BUILD CONNECTIONS.



MAKE MEMORIES.